



Results Water 2014

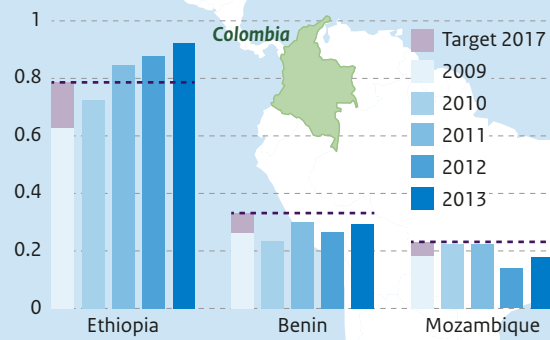
Dutch investment: €157 million

1 EFFICIENT WATER USE IN AGRICULTURE

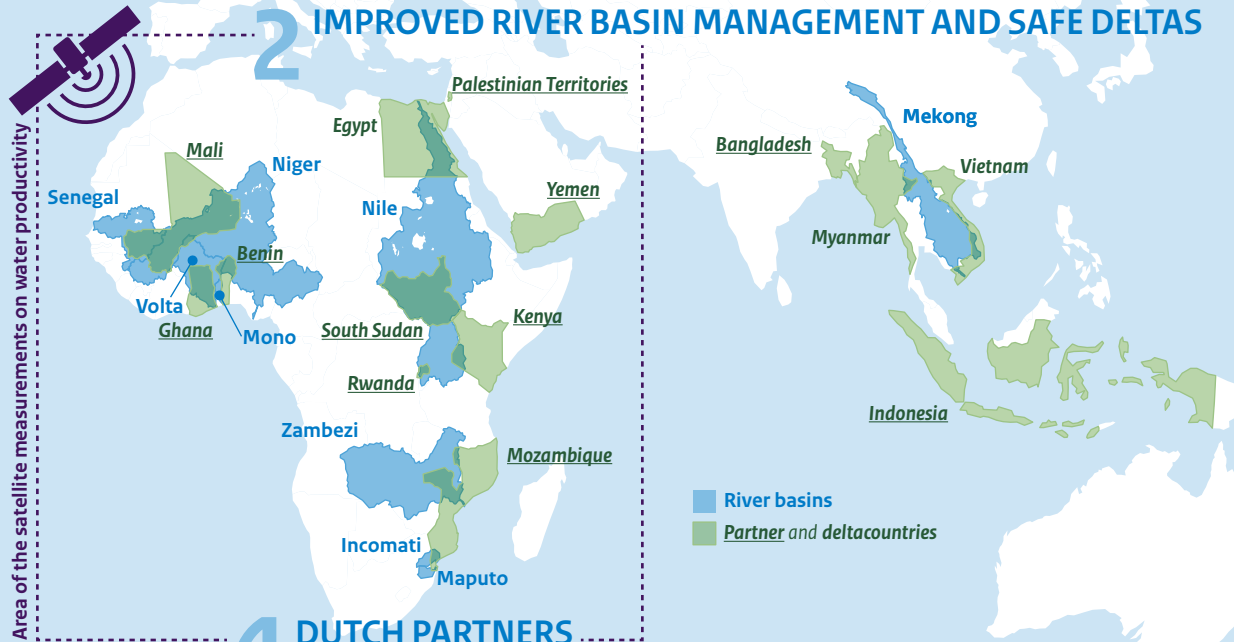
New: using **remote sensing** in support of solutions to improve agricultural water productivity

Water Productivity

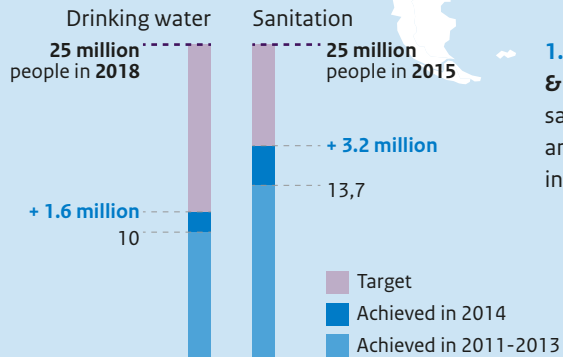
Differences in yields of maize in kilograms per cubic metre of water consumed in 3 African partner countries



2 IMPROVED RIVER BASIN MANAGEMENT AND SAFE DELTAS



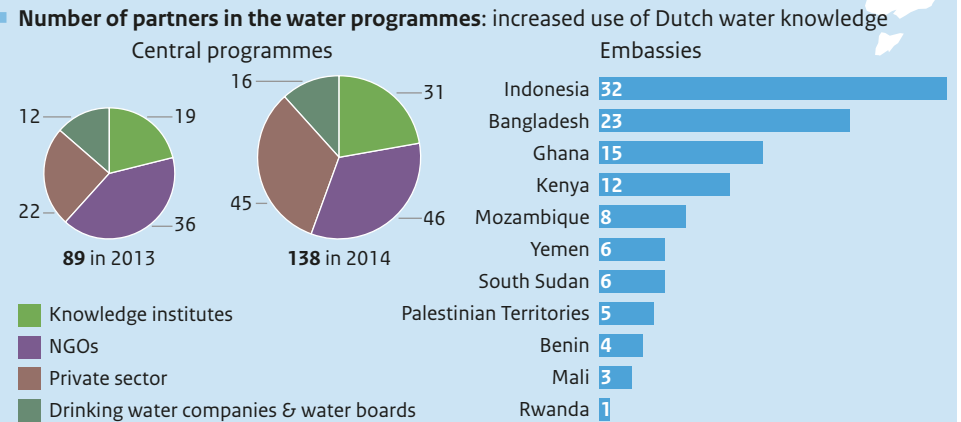
3 WATER, SANITATION AND HYGIENE WASH targets



1.6 million women & girls have improved sanitation at home and an additional **234,000** in schools



4 DUTCH PARTNERS



Results Water 2014

Water is life – and water is a human right! Yet many countries suffer from too much, too little or too polluted water. The World Economic Forum ranks water as the number one risk for the global economy. The most vulnerable groups are usually the hardest hit. Sharing knowledge on water management, infrastructure and behaviour change is key. The Netherlands has centuries of experience in water management and is well placed to help countries address water-related challenges in a sustainable way. It does so by bringing together knowledge institutions, UN agencies, NGOs and private sector partners to develop innovative solutions. Water is explicitly addressed in the Sustainable Development Goals (SDGs), providing a good basis for future Dutch interventions.

1. Efficient water consumption, especially in agriculture

Our goal is to increase water productivity (crop yield per unit of water) by 25% by 2017, compared to the baseline year 2009. Despite considerable differences between countries, the data show that on average partner countries are heading in the right direction, with water productivity increases of 7% (for rice) and 20% (for maize). The Food and Agriculture Organisation of the United Nations is developing a water productivity database, initially focusing on Africa and the Middle East, based on remote sensing imagery. From 2016 it will enable water productivity to be measured on a local, national or global scale. Water productivity data enables stakeholders – from policymakers to farmers – to make evidence-based decisions.

In 2014, 18 water-saving projects in the food chain were initiated in collaboration with the United States Agency for International Development and the Swedish International Development Cooperation under the Securing Water for Food programme. These resulted in water savings of 650,000 m³. The Sustainable Water Fund and Solidaridad launched projects to raise water productivity in sugar cane production, and the Drylands Development Programme of the World Agroforestry Centre implements activities to save water and has increase water storage capacity in the Sahel and the Horn of Africa by 73,000 m³ in 2014. The Horn of Africa Climate Change Programme aims to increase water productivity among smallholders in the region.

2. Improved catchment area management and safe deltas

In 2014 the Netherlands supported water management in 15 countries, including seven delta countries. Projects that improved flood protection or increased the availability of water for irrigation or domestic use directly benefited 1.7 million people. The Netherlands contributed to improved flood protection for 900,000 people in Jakarta and 460,000 people in Bangladesh. The Netherlands also supported various river basin management organisations responsible for a total of nine transboundary rivers with the aim of enhancing regional stability and improving the sustainable use of limited water resources by households, industry, mining and nature. Eight of the rivers are in Africa (the Incomati, Maputo, Mono, Niger, Nile, Senegal, Volta and Zambezi) and support the livelihoods of 340 million people in 32 different countries. In 2014, joint donor support to the World Bank programme Cooperation in International Waters in Africa contributed to discussions on rehabilitating the Kariba Dam in the Zambezi and the collaboration on the Fomi Dam in the Niger river.

3. Improved access to clean drinking water and basic sanitation (WASH)

In 2014, water programmes supported by the Netherlands provided 3.17 million people, mainly in rural areas, access to sanitation and 1.62 million access to safe drinking water. The policy goal for sanitation (25 million people by 2015) is set to be achieved, in contrast to the goal for access to clean water (25 million people by 2018). For the latter, investments and delivery mechanisms will have to be stepped up in the years to come. Sanitation projects focus on improving hygiene habits, reducing open defecation and promoting hand washing. In 2014 more than 10,000 communities and schools were declared open defecation free. At least 234,000 girls gained access to sanitation in schools, often accompanied by menstrual hygiene education. In Bangladesh, for instance, this resulted in a drop in school absenteeism among girls by 11%.

Tools to ensure sustainable service delivery, such as sustainability checks, have been included in the larger Dutch-supported programmes. These cover the functionality of hardware as well as operation and maintenance. The sustainability checks revealed that, in programmes aimed at behaviour change, there is a real risk of households falling back into old habits (10-40%), using unhygienic sanitation facilities or even open defecation. In response, local leaders have been trained to continue hygiene education and households and local contractors are being helped to improve the quality of the facilities they build. In Rwanda, the UNICEF ESARO programme improved its overall sustainability score from 75% in 2013 to 86% in 2014. The challenge is to apply sustainability tools across the entire portfolio.

The supply side of water and sanitation is important in sustainable service delivery. The WASH portfolio includes 6,500 local entrepreneurs, like masons, who have been trained to deliver quality WASH products and services. Guarantees by Dutch partners to microfinance institutions has given some 77,000 households access to finance for sanitation.

4. Involvement of the Dutch water sector

The number of Dutch partners in regional and worldwide projects increased from 89 in 2013 to 138 in 2014. The number of companies involved increased from 22 to 45. In bilateral water programmes, the involvement of Dutch partners increased in Ghana, Indonesia, Kenya and Mozambique, and remained stable or declined in fragile countries like Mali, South Sudan and Yemen.

Dutch water-related exports are increasing, but the sector will not achieve its target of doubling its exports by 2020 compared to 2010. The total value of exports by the Dutch water sector increased from €7.6 billion in 2013 to €7.8 billion in 2014, representing 1.8% of total Dutch exports. Water technology accounts for about 36% of water exports, delta technology for 64%.